

The Exodus



HILLCREST BIBLE CHURCH
Sunday School
Fall 2023

The Exodus

Studies in Exodus, Numbers, and Deuteronomy

*Now all these things
happened unto them for ensamples:
and they are written for our admonition,
upon whom the ends of the world are come.
Wherefore let him that thinketh he standeth
take heed lest he fall.*

1 Corinthians 10:11-12

Hillcrest Bible Church
Sunday School
Fall 2023

Table of Contents

Introduction	3
Schedule	4
Memory Assignment: Exodus 20:1-17	5
Hymn: "Guide Me, O Thou Great Jehovah"	7
Lesson 1: In Bondage in Egypt.	8
2: The Preparation and Call of Moses	9
3: The Purposes of God and Pharaoh.	10
4: God Plagues Egypt.	11
5: The Passover	12
6: God's Glorious Triumph	13
7: God's Provision.	14
8: The Old Covenant	15
9: A Dwelling Place for God	16
10: The Priesthood.	17
11: A God of Gold	18
12: Discord in the Camp	19
13: Living by Sight	20
14: Rebellion and Wrath.	21
15: The Sin of Moses	22
16: A Prophet for Profit.	23
17: A New Leader is Commissioned	24
18: The Death of Moses	25
Charts: Old Testament History	26
Map of Sinai	27
The Tabernacle in the Wilderness	28
Camp Arrangement of Israel's Tribes.	29

Introduction

Our study for this fall covers the exodus of the people of God from bondage in Egypt. We will look at their years of wandering in the wilderness and conclude with their encampment across the Jordan River, poised to finally enter the Promised Land. There are innumerable blessings to be received from the study of this portion of sacred history, but there are some particular reasons why this time is of great importance in God's revelation of Himself.

In the first place, we see proof that God is faithful. Years before this time, He had made promises to the Patriarchs that seemed to be impossible, if not forgotten. The account before us displays in grand fashion that God remembers His Word and, in the fulness of time, keeps it.

Secondly, we see here a display of the sovereign grace of God. There is no indication that the children of Israel, the objects of the mercy of God, were in any way worthy of His benefits. To the contrary, the account opens without any indication that His people were seeking Him or His glory. They were complaining about their admittedly difficult circumstances, but not humbling themselves before God. Even after they were miraculously delivered from Egypt, they followed a pattern of recurrent complaining in the face of ever increasing displays of the goodness of the LORD. The only explanation for the LORD's initial and continued kindness toward His people lies within the eternal counsels of God. He made a sovereign choice to display Himself graciously by choosing an unworthy people to be His own.

Thirdly, the account before us includes the giving of the Law. An indispensable step in receiving the salvation of the LORD is an understanding of our sinfulness. The Law was given to make man aware of his sinful state, not that he might despair, but that he might call upon God to be merciful. The Law underscores man's dilemma and provides a picture of the mercy of a God-Redeemer. The importance of this era in the unfolding of the work of salvation by revealing sin, cannot be overstated.

We need, however, to see more than our helpless estate before God. We need to see the Saviour. Jesus tells us in John 5:39, that the Scriptures are a revelation of Himself, and this portion before us is no exception. This period of sacred history dramatically increases the display of the coming Messiah. We are provided in the Law of Moses with numerous pictures of Jesus Christ and His work of redemption.

A final benefit to be obtained from these books of Moses is referred to in the Scripture passage on the title page of this booklet. These stories before us are a warning to us to "take heed." We are to be humbled as we view the sinfulness of the people of God who have gone before us. The hearts of men are unchanged after all these years and still in need of the sovereign grace of a faithful God. That grace has been provided for us in the Person and Work of Jesus Christ. This study ought to lead us to praise God for His goodness to unworthy sinners as He provides an eternal salvation by forgiving our sins and imparting to us the righteousness of Jesus Christ.

Schedule

September 3	Lesson 1: In Bondage in Egypt Exodus 1-2
September 10	Lesson 2: The Preparation and Call of Moses Exodus 3-4
September 17	Lesson 3: The Purposes of God and Pharaoh Exodus 5:1-7:7
September 24	Lesson 4: God Plagues Egypt Exodus 7:8-10:29
October 1	Lesson 5: The Passover Exodus 11-13
October 8	Lesson 6: God's Glorious Triumph Exodus 14-15
October 15	Lesson 7: God's Provision Exodus 16-17
October 22	Lesson 8: The Old Covenant Exodus 19-20, 24
October 29	Lesson 9: A Dwelling Place for God Exodus 25:1-9; 31:1-11; 36-38, 40
November 5	Lesson 10: The Priesthood Exodus 28-29
November 12	Lesson 11: A God of Gold Exodus 32-34
November 19	Lesson 12: Discord in the Camp Numbers 11-12
November 20	Lesson 13: Living by Sight Numbers 13-14
December 3	Lesson 14: Rebellion and Wrath Numbers 16-17
December 10	Lesson 15: The Sin of Moses Numbers 20:1-21:9
December 17	Lesson 16: A Prophet for Profit Numbers 22-24
December 24	Lesson 17: A New Leader is Commissioned Deuteronomy 31:1-32:47
December 31	Lesson 18: The Death of Moses Deuteronomy 32:48-34:12

Scripture Memorization

Exodus 20:1-17

- 1 And God spake all these words, saying,
- 2 I am the LORD thy God,
which have brought thee
out of the land of Egypt,
out of the house of bondage.
- 3 Thou shalt have no other gods before me.
- 4 Thou shalt not make unto thee
any graven image,
or any likeness of any thing
that is in heaven above,
or that is in the earth beneath,
or that is in the water
under the earth:
- 5 Thou shalt not bow down thyself to them,
nor serve them:
for I the LORD thy God am a jealous God,
visiting the iniquity of the fathers
upon the children
unto the third and fourth generation
of them that hate me;
- 6 And shewing mercy
unto thousands of them that love me,
and keep my commandments.
- 7 Thou shalt not take the name
of the LORD thy God in vain;
for the LORD will not hold him guiltless
that taketh his name in vain.

Exodus 20:1-17 (continued)

- 8 Remember the sabbath day.
to keep it holy.
- 9 Six days shalt thou labour.
and do all thy work:
- 10 But the seventh day is the sabbath
of the LORD thy God:
in it thou shalt not do any work,
thou, nor thy son, nor thy daughter,
thy manservant, nor thy maidservant,
nor thy cattle, nor thy stranger
that is within thy gates:
- 11 For in six days
the LORD made heaven and earth,
the sea, and all that in them is,
and rested the seventh day:
wherefore the LORD blessed the sabbath day,
and hallowed it.
- 12 Honour thy father and thy mother:
that thy days may be long upon the land
which the LORD thy God giveth thee.
- 13 Thou shalt not kill.
- 14 Thou shalt not commit adultery.
- 15 Thou shalt not steal.
- 16 Thou shalt not bear false witness
against thy neighbour.
- 17 Thou shalt not covet thy neighbour's house,
thou shalt not covet thy neighbour's wife,
nor his manservant, nor his maidservant,
nor his ox, nor his ass,
nor any thing that is thy neighbour's.

Guide Me, O Thou Great Jehovah

William Williams (Welsh), 1745

John Hughes, 1907

1. Guide me, O thou great Je - ho - vah, Pil - grim through this
2. O - pen now the crys - tal foun - tain, Whence the heal - ing
3. When I tread the verge of Jor - dan, Bid my anx - ious

bar - ren land; I am weak, but thou art might - y; Hold me with thy
stream doth flow; Let the fire and cloud - y pil - lar Lead me all my
fears sub - side; Death of death, and hell's De - struc - tion, Land me safe on

pow'r - ful hand; Bread of heav - en, Bread of heav - en,
jour - ney through; Strong De - liv - erer, strong De - liv - erer,
Ca - naan's side; Songs of prais - es, songs of prais - es

Feed me till I want no more, Feed me till I want no more.
Be thou still my Strength and Shield, Be thou still my Strength and Shield.
I will ev - er give to thee, I will ev - er give to thee. A-men.

Lesson 1: In Bondage in Egypt Exodus 1-2

MEMORY: Exodus 20:1-3

Hymn: “Guide Me, O Thou Great Jehovah”

PURPOSE: To see the bondage of the people of God in the light of God's faithfulness to His Covenant with Abraham, Isaac and Jacob.

1. Read Genesis 15:13-14 and record the specific prophecies which help us understand the circumstances of the people of Israel as found in Exodus 1.
2. What was the attitude of the Egyptians toward the children of Israel?
3. What instructions did Pharaoh give to the Hebrew midwives?
4. Why did the midwives refuse to obey Pharaoh?
5. What did Pharaoh tell all his people to do to the Hebrew children?
6. What did Pharaoh's daughter do to the Hebrew baby boy that she found in the river?
7. Why did Moses kill the Egyptian?
8. Why did Moses flee from Egypt?
9. With whom did Moses live in the land of Midian?
10. How did God respond to the groaning of the children of Israel?

Lesson 2: The Preparation and Call of Moses Exodus 3-4

MEMORY: Exodus 20:4 and review

Hymn: “Guide Me, O Thou Great Jehovah”

PURPOSE: To see God's choice of a weak man to deliver His people from their bondage.

1. What was Moses doing when he saw the burning bush?
2. How did God identify Himself to Moses?
3. What did God tell Moses that he was going to do?
4. What name of God was Moses instructed to tell to the children of Israel?
5. What did God tell Moses about the king of Egypt?
6. What three signs did God give Moses so that the children of Israel would know that the God of their fathers had sent him?
7. What place did the Lord give to Aaron when Moses persisted in making excuses?
8. As Moses returned to Egypt, what did the Lord tell him that He would do to Pharaoh?
9. How did the children of Israel respond to the words and signs of Moses and Aaron?

Lesson 3: The Purposes of God and Pharaoh Exodus 5:1-7:7

MEMORY: Exodus 20:5 and review

Hymn: “Guide Me, O Thou Great Jehovah”

PURPOSE: To see the purpose of God in dealing with both the children of Israel and the Egyptians, and the proud purpose of Pharaoh to keep the children of Israel in bondage.

1. How did Pharaoh respond to the word of the LORD brought to him by Moses and Aaron?
2. How did Pharaoh treat the children of Israel after his encounter with Moses and Aaron?
3. How did the children of Israel then speak to Moses and Aaron?
4. What complaint did Moses make to the LORD?
5. When Moses complained to God, what reasons did God give to Moses that He intended to deliver Israel?
6. What command did the LORD tell Moses to deliver to Pharaoh?
7. What did the LORD tell Moses that He intended to do to Pharaoh and Egypt?
8. What lesson did the LORD intend for the Egyptians to learn?

Lesson 4: God Plagues Egypt Exodus 7:8-10:29

MEMORY: Exodus 20:6 and review Hymn: “Guide Me, O Thou Great Jehovah”

PURPOSE: To see how God uses vessels prepared for destruction to show His power and to declare his Name in all the earth.

1. List the various signs and plagues in order of occurrence and write after them Pharaoh's response to them.

Sign

Pharaoh's response

1.

2.

3.

4.

5.

6.

7.

8.

9.

10.

2. Which signs were the magicians able to duplicate? What lesson did they learn from these signs?

3. Why did the LORD say He had raised up Pharaoh?

Lesson 5: The Passover Exodus 11-13

MEMORY: Exodus 20:7 and review

Hymn: “Guide Me, O Thou Great Jehovah”

PURPOSE: To learn how God’s final judgment upon Egypt and His provision of the Passover lamb to deliver from that judgment are a picture of Christ, the Lamb of God.

1. What was the final plague upon Egypt, and what were the children of Israel to learn from it?
2. What did the LORD tell Moses to have the children of Israel do in order to be delivered from this plague?
3. How did Pharaoh respond to this last plague?
4. How long had the children of Israel been in Egypt?
5. Who was to be excluded from partaking of the Passover meal?
6. Why were the children of Israel to set apart to the LORD all the first born, both man and animals?
7. Why did the LORD not lead the children of Israel to the Promised Land by the most direct route?
8. What did Moses take with him when he left Egypt?
9. How did the LORD lead the children of Israel?

Lesson 6: God's Glorious Triumph Exodus 14-15

MEMORY: Exodus 20:8-9 and review **Hymn:** "Guide Me, O Thou Great Jehovah"

PURPOSE: To Show God's final, glorious triumph over His enemies.

1. Why did Pharaoh pursue the children of Israel?
2. How did the children of Israel react when they found out that the Egyptians were pursuing them?
3. After Moses told the children of Israel to "stand still and see the salvation of the LORD," what did the LORD say He was going to do?
4. How did the LORD protect the children of Israel during the night?
5. Moses stretched out his rod twice. What happened on each occasion?
6. How did the children of Israel react to what the LORD had done in Egypt?
7. The "Song of Moses" is a song of praise. What are they praising God about?
8. How did the children of Israel respond to their need for water at Marah?

Lesson 7: God's Provision Exodus 16-17

MEMORY: Exodus 20:10 and review Hymn: "Guide Me, O Thou Great Jehovah"

PURPOSE: To show God's mercy and power in providing for the needs of His people, and their responsibility to trust Him.

1. What complaint did the children of Israel make against Moses and Aaron?
2. Whom were they really murmuring against?
3. What provision did the LORD make for their bread and meat?
4. What instructions were they to follow in gathering the manna?
5. How did the children of Israel test or tempt the LORD at Massah?
6. How was the outcome of the battle against Amalek determined?
7. Whose job was most important in the battle: Joshua, or Aaron and Hur? Why?
8. What is the LORD's attitude toward Amalek?

Lesson 8: The Old Covenant Exodus 19-20, 24

MEMORY: Exodus 20:11 and review **Hymn: “Guide Me, O Thou Great Jehovah”**

PURPOSE: To learn the nature and purpose of the covenant made with Moses and the children of Israel at Mount Sinai.

1. What did the LORD promise the children of Israel if they would obey Him?
2. How did the children of Israel answer the LORD?
3. What warning did the LORD tell Moses to give the people?
4. As briefly as possible, list the 10 Commandments:
 - 1.
 - 2.
 - 3.
 - 4.
 - 5.
 - 6.
 - 7.
 - 8.
 - 9.
 - 10.
5. After the giving of the 10 Commandments, the people were afraid. What did Moses say was God’s purpose for them?
6. In chapter 24, what two things did Moses do with the words of the LORD?
7. Up through the first part of chapter 24, Moses alone was permitted to approach the LORD. What took place in order to permit the nobles of the children of Israel to see God and to eat and drink in His presence?
8. Why did the LORD say He was going to give the tablets of stone to Moses?
9. How is the appearance of the LORD described?

Lesson 9: A Dwelling Place for God Exodus 25:1-9; 31:1-11; 36-38, 40

MEMORY: Exodus 20:12 and review **Hymn:** “Guide Me, O Thou Great Jehovah”

PURPOSE: To learn the various parts of the tabernacle and their significance.

1. What did the LORD command Moses to tell the children of Israel to do?
2. Whose design was to be followed in the building of the tabernacle?
3. Who was Bezaleel?
4. What did the LORD do in those who would build the tabernacle?
5. What did Moses tell the people about their offerings for the construction of the tabernacle?
6. What was placed within the ark of the covenant?
7. From chapter 40, draw a picture or diagram of the tabernacle, its contents, and its court on the back of this page.
8. What happened when the glory of the LORD filled the tabernacle?
9. What guidance did the LORD provide for the children of Israel?

Lesson 10: The Priesthood Exodus 28-29

MEMORY: Exodus 20:13-16 and review Hymn: “Guide Me, O Thou Great Jehovah”

PURPOSE: To learn God’s design for a priesthood, and see what this teaches us about Christ, our great High Priest.

1. Who were to be priests?
2. Who was to be the object of Aaron’s ministry?
3. What was the significance of the two onyx stones on the shoulders of the ephod, and of the twelve stones on the breastplate?
4. What is the purpose of the golden bells on the hem of Aaron’s robe?
5. What was to be written on the gold plate on Aaron’s turban?
6. Why was the bull sacrificed in the consecration of Aaron and his sons?
7. What happened to the first ram?
8. What happened to the second ram, or ram of consecration?
9. What was the continual burnt offering?
10. Why did the LORD sanctify the tabernacle and the priesthood?

Lesson 11: A God of Gold Exodus 32-34

MEMORY: Exodus 20:17 and review Hymn: “Guide Me, O Thou Great Jehovah”

PURPOSE: To see how quickly the people of God, under the leadership of the man appointed to serve before God as a high priest, turn to idolatry, and how Moses interceded for them before the LORD.

1. Why did the people ask Aaron to make gods for them?
2. How did Aaron describe the golden calf to the people?
3. What did the LORD tell Moses He would do about this act of rebellion?
4. What arguments did Moses use to plead with the LORD to spare Israel?
5. How did Moses respond when he saw the golden calf and the dancing?
6. What explanation did the future high priest make to Moses?
7. How did the LORD answer Moses' request to stand in the place of the children of Israel and blot his name out of the LORD's book?
8. In chapter 33, what requests did Moses make of God?
9. In the renewal of the covenant recorded in chapter 34, what did the LORD say He would do?
10. Why were Aaron and the children of Israel afraid to come near to Moses when he came down from Mount Sinai?

Lesson 12: Discord in the Camp Numbers 11-12

MEMORY: Exodus 20:1-17

Hymn: “Guide Me, O Thou Great Jehovah”

PURPOSE: To see the goodness and severity of the LORD as He deals with a sinful people.

1. What did the LORD do when the people complained?
2. What did the mixed multitude influence the children of Israel to do?
3. What complaint, and what request did Moses make to God when he heard the weeping of the children of Israel?
4. What provision did the LORD make for Moses?
5. How did Moses respond when he was told about Eldad and Medad?
6. How was the provision of quail for meat a display of both the goodness and severity of the LORD?
7. Why did Miriam and Aaron speak against Moses?
8. How did Miriam and Aaron speak against Moses?
9. Why should Miriam and Aaron have been afraid to speak against Moses?
10. Who prayed for Miriam that she might be healed from her leprosy?

Lesson 13: Living by Sight Numbers 13-14

MEMORY: Exodus 20:1-17

Hymn: "Guide Me, O Thou Great Jehovah"

PURPOSE: To see the danger of conducting our lives by what we see with our eyes as opposed to what we are told by God.

1. Why did Moses send men to spy out the land of Canaan?
2. What report were the spies to bring?
3. What advice did Caleb give?
4. Why did the other spies give a bad report?
5. How did the children of Israel respond to the spies' report?
6. What did they want to do to Joshua and Caleb when they tried to encourage them and urged them not to rebel against the LORD?
7. Why did Moses want the LORD to pardon and not destroy the nation Israel?
8. What judgment was brought upon the people who rebelled?
9. What happened to the ten spies who brought an evil report?
10. What happened when the children of Israel presumed to enter the land of Canaan without the presence of the LORD?

Lesson 14: Rebellion and Wrath Numbers 16-17

MEMORY: Exodus 20:1-17

Hymn: “Guide Me, O Thou Great Jehovah”

PURPOSE: To learn how serious it is to rebel against the sovereign choice of God

1. Who rose up against Moses and Aaron?
2. What was their objection?
3. Against whom did Moses say they were rebelling?
4. What did Moses pray to God concerning them?
5. What did Moses tell the congregation to do about the rebels, and why?
6. What were the children of Israel to learn by the way the rebels were killed?
7. What was done with the censers of the rebels?
8. On the next day, how did the children of Israel speak to Moses and Aaron?
9. When the LORD judged the children of Israel, how was the plague stopped?
10. What was the meaning of the blossoming of Aaron's rod?

Lesson 15: The Sin of Moses

Numbers 20:1-21:9

MEMORY: Exodus 20:1-17

Hymn: “Guide Me, O Thou Great Jehovah”

PURPOSE: To see the seriousness of sinning against the LORD, and then a picture of God’s provision for the deliverance of His people from their sins.

1. What did the children of Israel do when they faced a shortage of water?
2. What did the LORD tell Moses to do?
3. What did Moses do?
4. What did the LORD say that Moses had done?
5. How did the LORD judge Moses?
6. How did the Edomites respond to Moses’ request to pass through their land?
7. Why was Aaron not permitted to enter the Promised Land?
8. What did the children of Israel do as they travelled around the land of Edom?
9. What judgment did the LORD send against the people?
10. What did the LORD tell Moses to make, and how was it helpful to the children of Israel?

Lesson 16: A Prophet for Profit Numbers 22-24

MEMORY: Exodus 20:1-17

Hymn: “Guide Me, O Thou Great Jehovah”

PURPOSE: To learn of a man who tried to use the gift of God to gain the wages of unrighteousness and also to see how God preserves His people from the spiritual forces of evil.

1. Why did Balak, king of Moab, send for Balaam?
2. What did God tell Balaam?
3. How did Balak approach Balaam the second time?
4. What did God tell Balaam to do this time?
5. Why was God angry with Balaam?
6. Why did Balaam's donkey turn aside three times?
7. What did Balaam learn when the LORD opened his eyes?
8. What did Balak tell Balaam when he saw him?
9. On the first attempt to curse Israel, where did they take Balaam, who built the altars, and who offered the sacrifices?
10. How did Balaam answer Balak after he blessed Israel the first two times?
11. Why did Balaam not inquire of the LORD on the third occasion?
12. What was Balak's final word to Balaam?

Lesson 17: A New Leader is Commissioned Deuteronomy 31:1-32:47

MEMORY: Exodus 20:1-17

Hymn: "Guide Me, O Thou Great Jehovah"

PURPOSE: To see the LORD's provision of a leader for His people and to hear the warning which the LORD told Moses to bring to the children of Israel.

1. Whom did Moses say would go before the children of Israel across the Jordan?
2. Why was the LORD going to give the land to the children of Israel?
3. What reason did Moses give to Joshua that he should be strong and unafraid?
4. Who was to come to hear the Law read every seven years?
5. What did the LORD tell Moses about the future of the children of Israel?
6. Why was the Book of the Law placed beside the ark of the covenant?
7. What attributes of God are found in the song of Moses?
8. What sins of the people of God are mentioned?
9. How does this song of Moses look ahead to the Christmas story?
10. What significance did Moses say that the Law had for Joshua and the people?

Lesson 18: The Death of Moses Deuteronomy 32:48-34:12

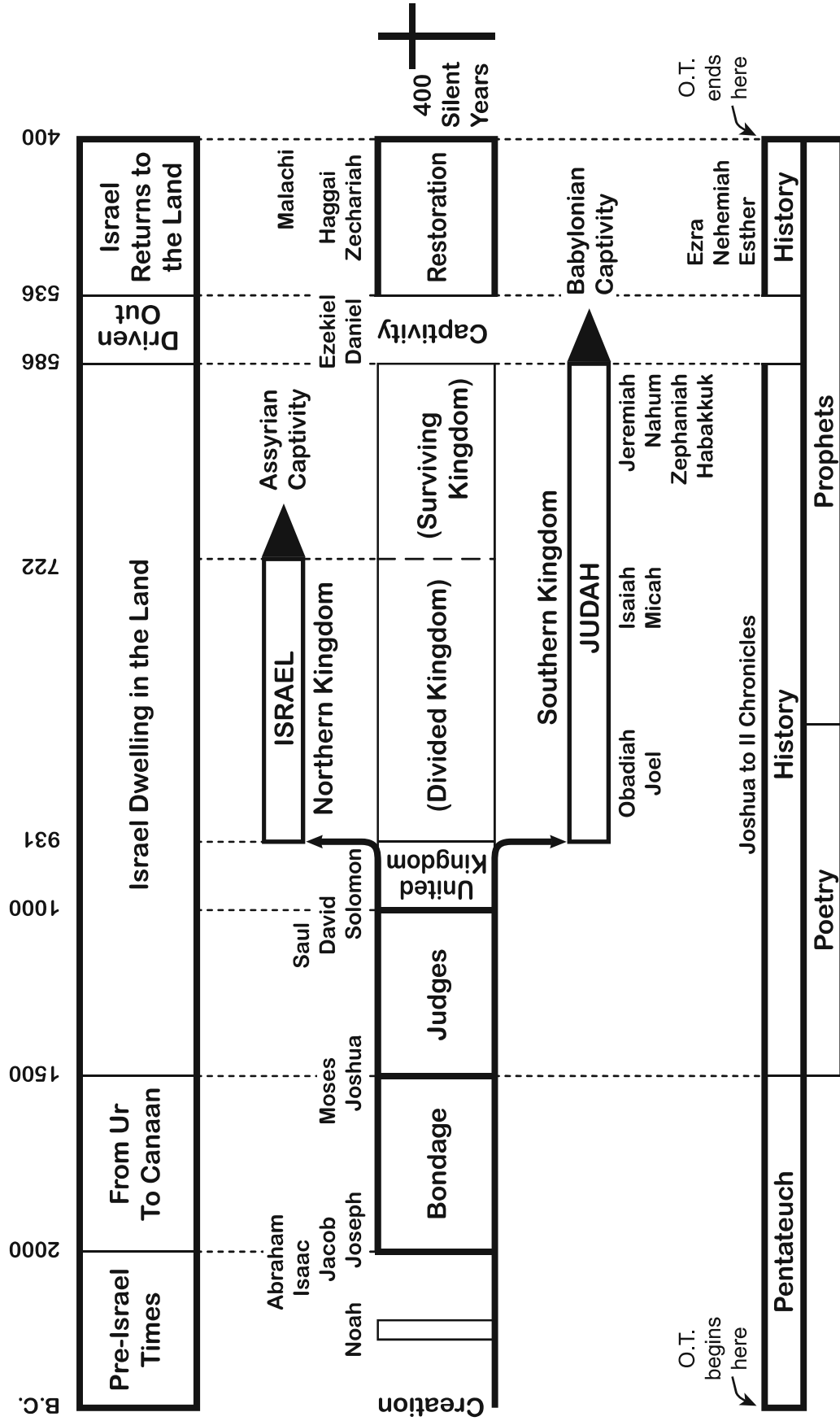
MEMORY: Exodus 20:1-17

Hymn: “Guide Me, O Thou Great Jehovah”

PURPOSE: To learn of the death of Moses and to hear his final blessing on the children of Israel.

1. Why was Moses only permitted to view the land of Canaan and not to enter it?
2. What tribe is not included in the blessing of Moses?
3. What is the inheritance of the congregation of Jacob?
4. What is the meaning of the title “Jeshurun” used in Deut. 33:5 and 26?
5. What duties of Levi are mentioned in this blessing?
6. How is Joseph blessed?
7. Why is Israel described as being happy?
8. How is the death of Moses described?
9. Who buried Moses?
10. Why did the children of Israel follow the leadership of Joshua?
11. What was unique about Moses as a prophet of the LORD?

Old Testament History



Jensen's Bible Study Charts, Irving L. Jensen, Copyright 1981, Moody Press. Used by permission.

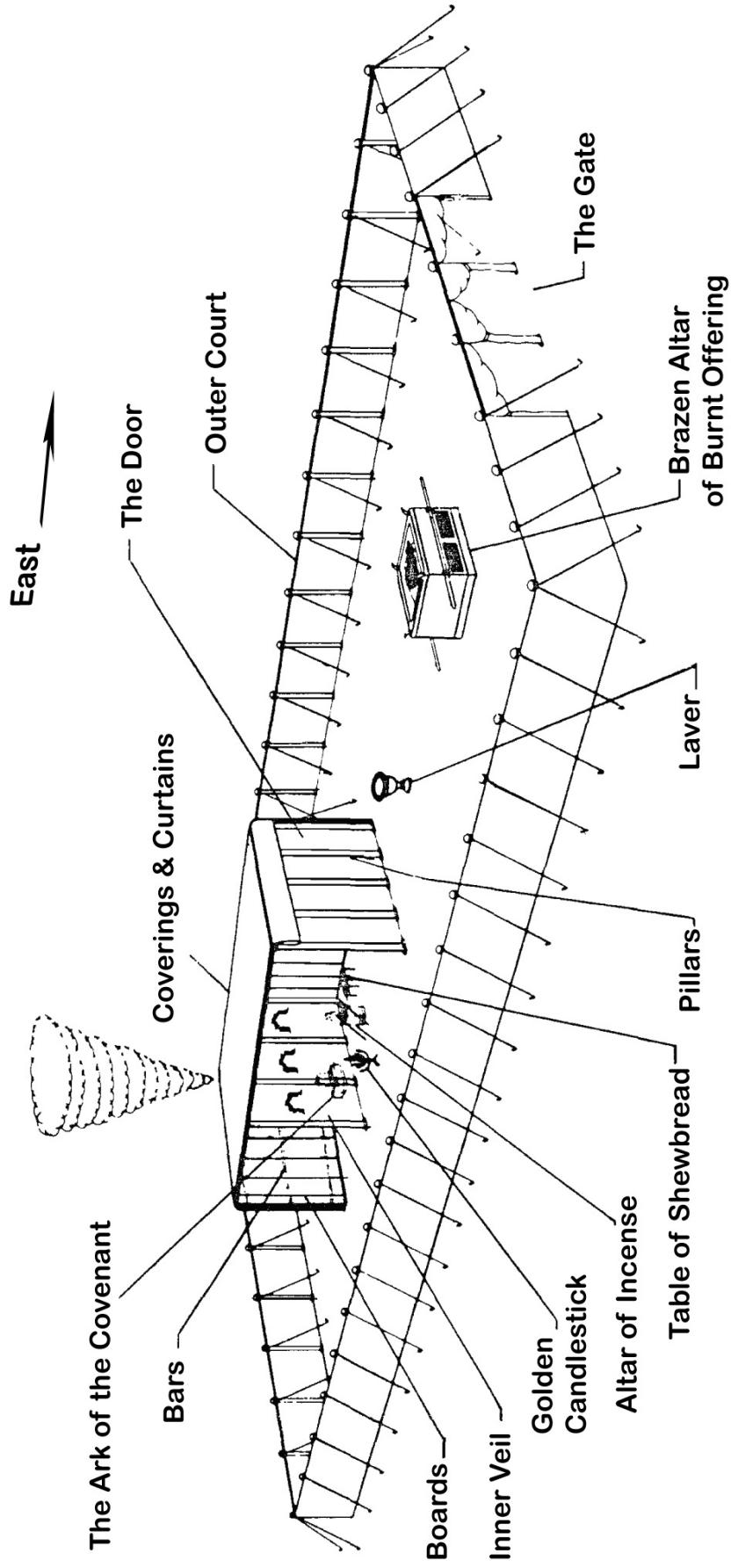
Geography of Exodus to Deuteronomy

The Great Sea



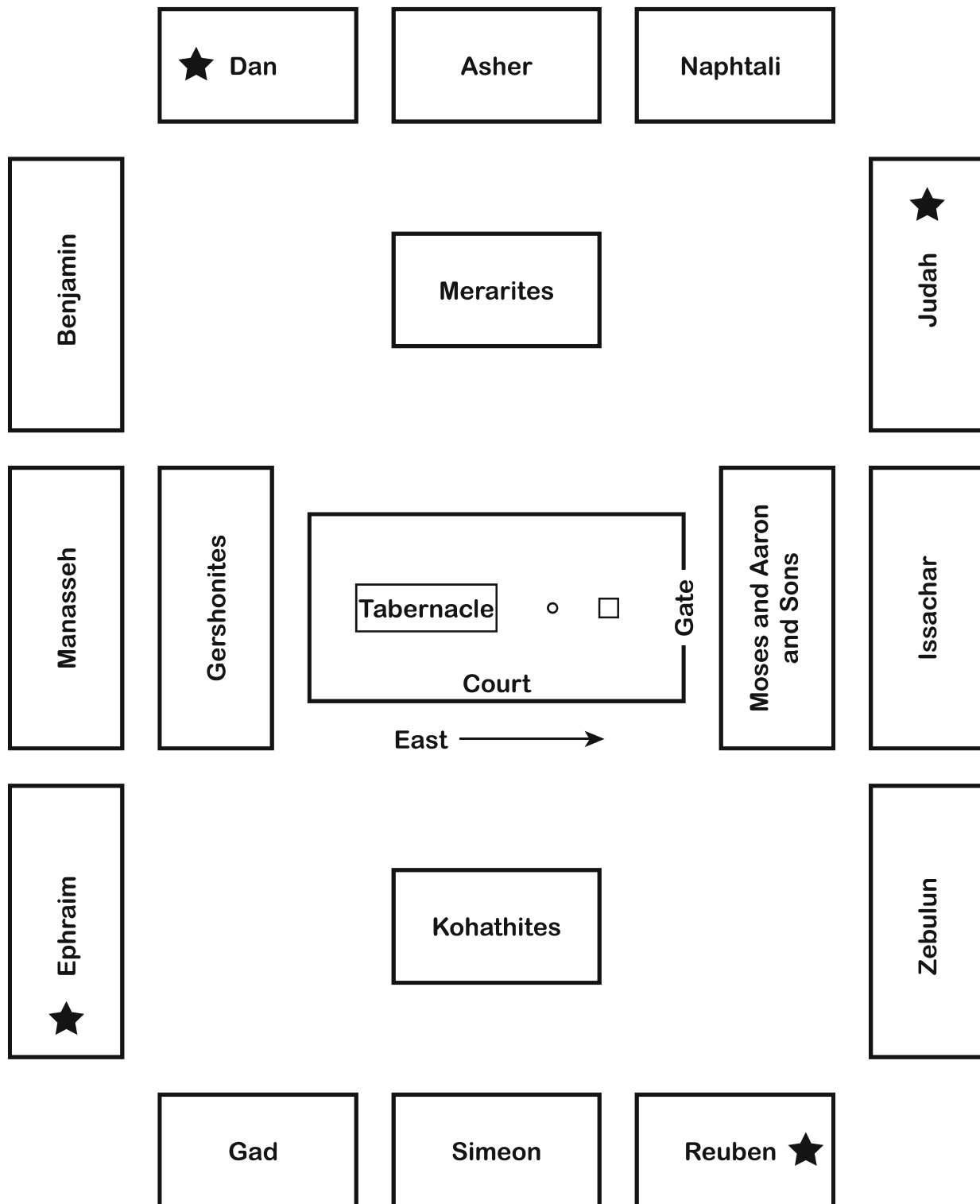
Jensen's Bible Study Charts, Irving L. Jensen, Copyright 1981, Moody Press. Used by permission.

The Tabernacle in the Wilderness



Jensen's Bible Study Charts, Irving L. Jensen, Copyright 1981, Moody Press. Used by permission.

Camp Arrangement of Israel's Tribes



Jensen's Bible Study Charts, Irving L. Jensen, Copyright 1981, Moody Press. Used by permission.